

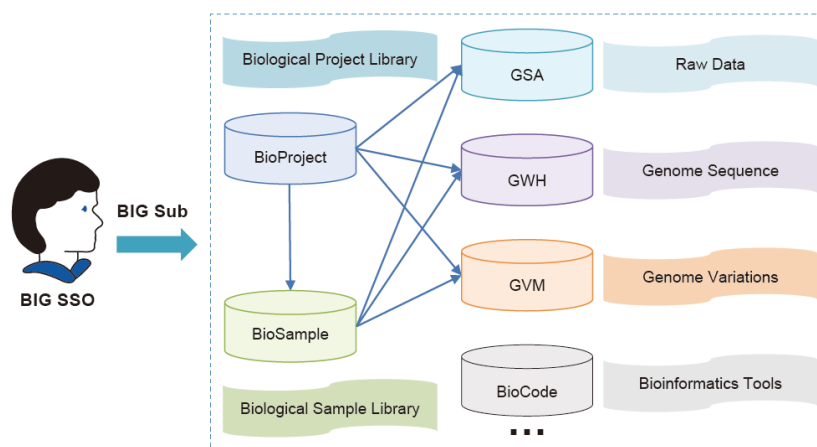


BIG Submission Quick Start Guide

Introduction	2
Login to the BIG Submission Portal	2
Quick Start Guide.....	3
Data File Upload.....	4

Introduction

The BIG Submission (BIG Sub) is a unified submission portal providing submission services for a variety of database resources of the BIG Data Center. Facilitated by the BIG Single Sign-On (BIG SSO), BIG Sub allows users to submit data using a unified interface, delivering a one-stop service for data submission to BioProject, BioSample, BioCode, Genome Sequence Archive, Genome Warehouse and Genome Variation Map.



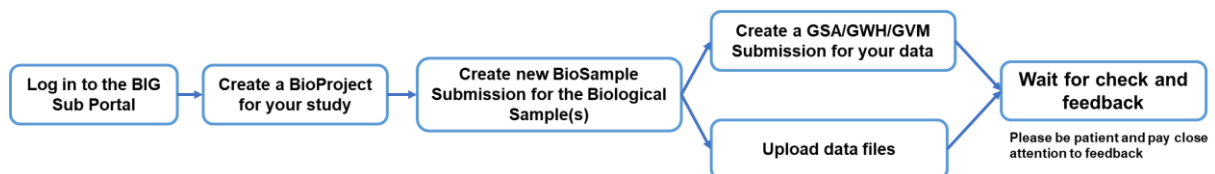
Login to the BIG Submission Portal

Login to the BIG Submission (BIG Sub, <http://bigd.big.ac.cn/gsub/>): Click the “**login**” tab, and then login. If you do not have an account already, click the “**Register**” tab to create one (see Figure below). If you have any problems about your account usage, please contact bigd-admin@big.ac.cn for assistance.

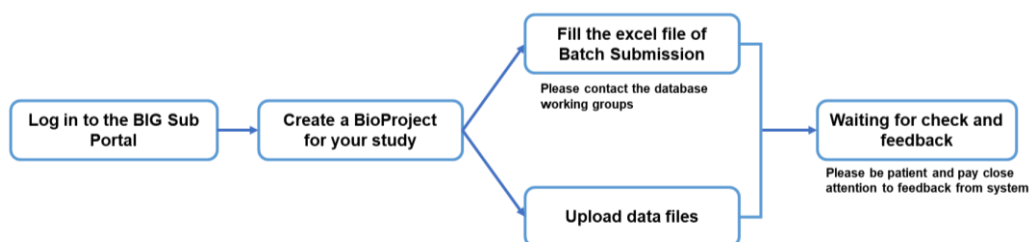


Quick Start Guide

If users want to submit data to Genome Sequence Archive, Genome Warehouse, or Genome Variation Map, and the submission contains **less than 10** BioSamples, please follow steps below:



If the submission contains **more than 10** BioSamples, a “Batch Submission” offline is preferred. Please follow the steps below and feel free to contact the Database Working Group if you encounter a problem:



Notice: If you have any question for the submission, please contact us:

Database Working Group	Email	QQ group
BioProject	gsa@big.ac.cn	548170081
BioSample		
Genome Sequence Archive		
Genome Warehouse	gwh@big.ac.cn	541196594
Genome Variation Map	gvm@big.ac.cn	468638108

Data File Upload

After the metadata is submitted, data can be uploaded to the GSA. Please use the binary mode to transfer files. If you are using the FTP client software (such as [FileZilla Client](#)) to log in to the FTP server, follow the tool's instruction to set the transfer mode; If you are using ftp command, type the **binary** command before the **mput** command.

Transmitting your data files to the GSA FTP site

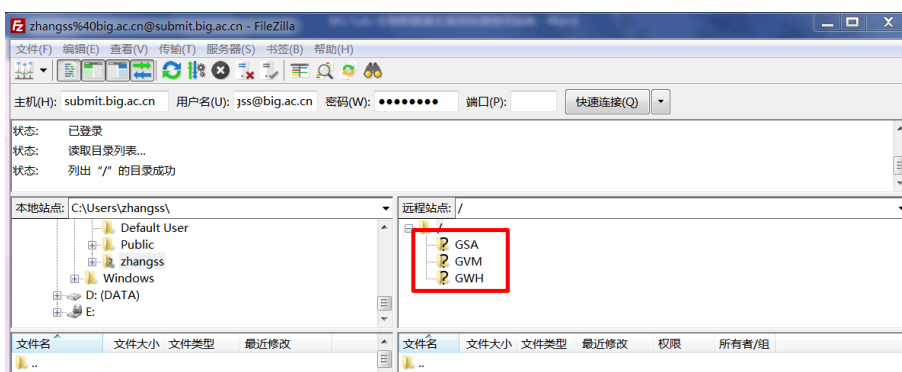
Address: ftp://submit.big.ac.cn

User: Same as you login the BIG Sub

Password: Same as you login the BIG Sub

After you connected to the FTP server:

1. Navigate (use command cd) to “GSA”, “GWH” or “GVM” folder in the Remote Site box.
2. Upload files will be removed after the whole submission is finished processing.



After finishing all above tasks, Database working Group will check your information and files, and give you feedbacks.

Notice: If you need any help during data file upload, please feel free to contact the Database Working Group. Our team will help you for your data submission.